



Bio-Ethers in Europe

February 23, 2010

*Graeme Wallace
Director General, EFOA*

For further information, visit us at www.foa.org

European Fuel Oxygenates Association

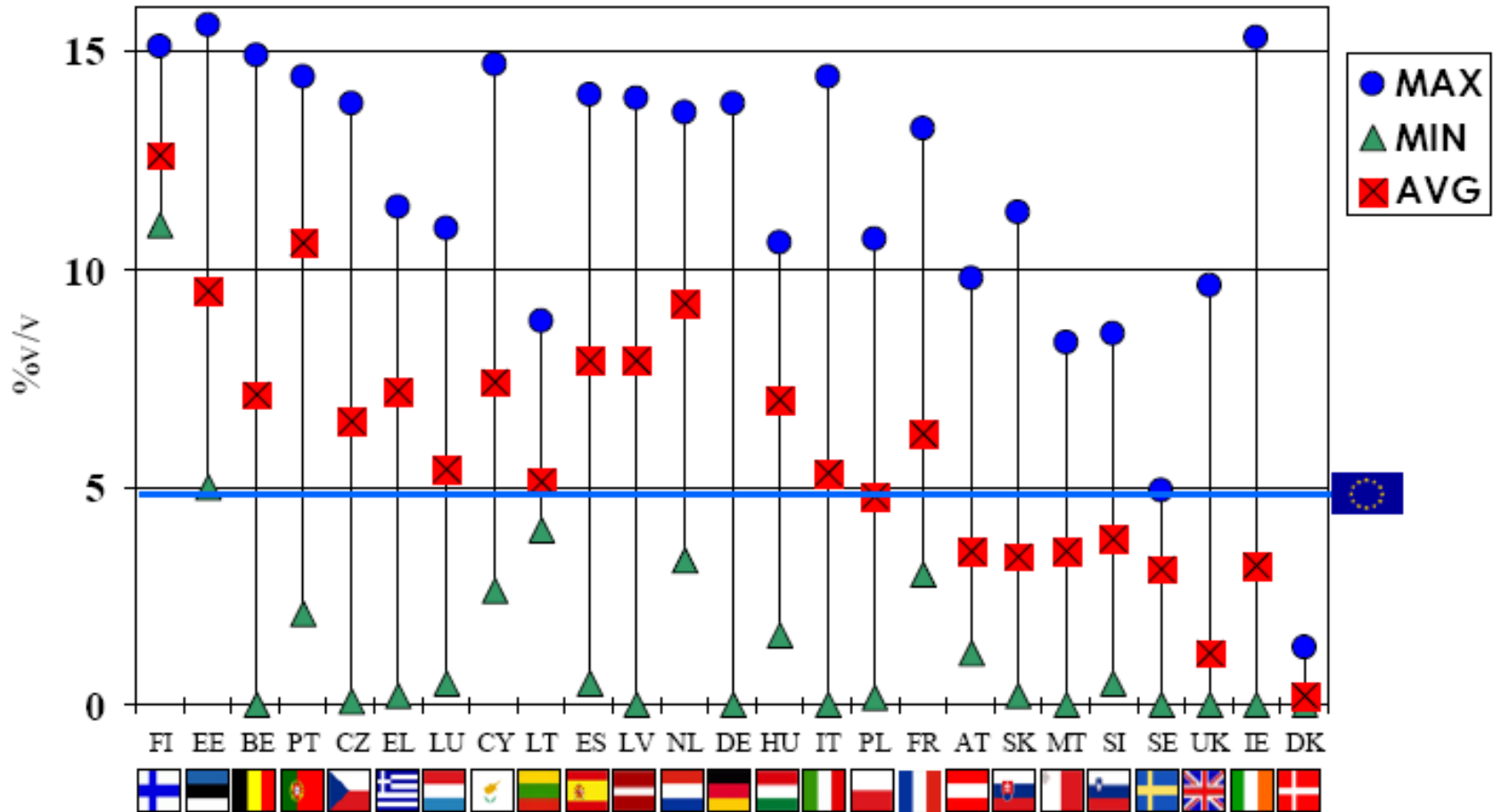


- Founded in 1985
- 11 members; representing the majority of European ether capacity
- Non-profit, technical organisation

- The European Fuel Oxygenates Association (EFOA) is a sector group of CEFIC, the European Chemical Industry Council
- EFOA is dedicated to the promotion of ethers as fuel components towards a cleaner and sustainable future.
- EFOA is recognised by the European Commission as a stakeholder on fuel quality and biofuels

Fuel-Ethers Content in EU Gasoline:

2006 EU₂₅[1] Ethers Blending Average = 4.7%



[1] For LU and MT used 2005 figures as no data provided, Bulgaria and Romania did not participate in 2006

Fuel Ether Production Capacities (KT)

BOTLEK 591
EUROPORT 98
GELEEN 140
PERNIS 153

COLOGNE 31
HEIDE 12
KARLSRUHE 173
MARL 250
SCHWEDT 385
SCHWEDT 160
VOHBURG 37
WESSELING 65

SCHWECHAT 65

STENUNGSUND 48

PORVOO 110
PORVOO 94

ANTWERP a 183
ANTWERP b 270

FAWLEY 122
GRIMSBY 100
KILLINGHOLME 82

DUNKERQUE 65
FEYZIN 84
FOS SUR MER 612
GONFREVILLE 75

ALGECIRAS 54
BILBAO 74
HUELVA 50
LA CORUNA 52
PUERTOLLANO 67
TARRAGONA a 54
TARRAGONA b 71

SINES 50

■ MTBE	■ ETBE
■ Planned	■ TAME

GELA 45
MILAZZO 65
PRIOLO 41
RAVENNA 133
SANNAZZARO 41
SARROCH 268

NOVI SAD 35

ASPROPYRGOS 61
ASPROPYRGOS 92
CORINTH 42

MIDIA 35
ONESTI 100
PITESTI 40
PLOIESTI a 20
PLOIESTI b 25

BOURGAS 82

SZAZHALOMBATTA a 55
SZAZHALOMBATTA b 53
TISZAUJVAROS 31

KREMENCHUG 24

SISAK 24

MAZYR 106
NOVOPOLOTSK 41

MAZEIKIAI 80

PLOCK 120
PLOCK b 204

KRALUPY 92

BRATISLAVA 52

204

50

80

147

324

24

304

453

980

798

92

52

180

220

836

50

422

579

35

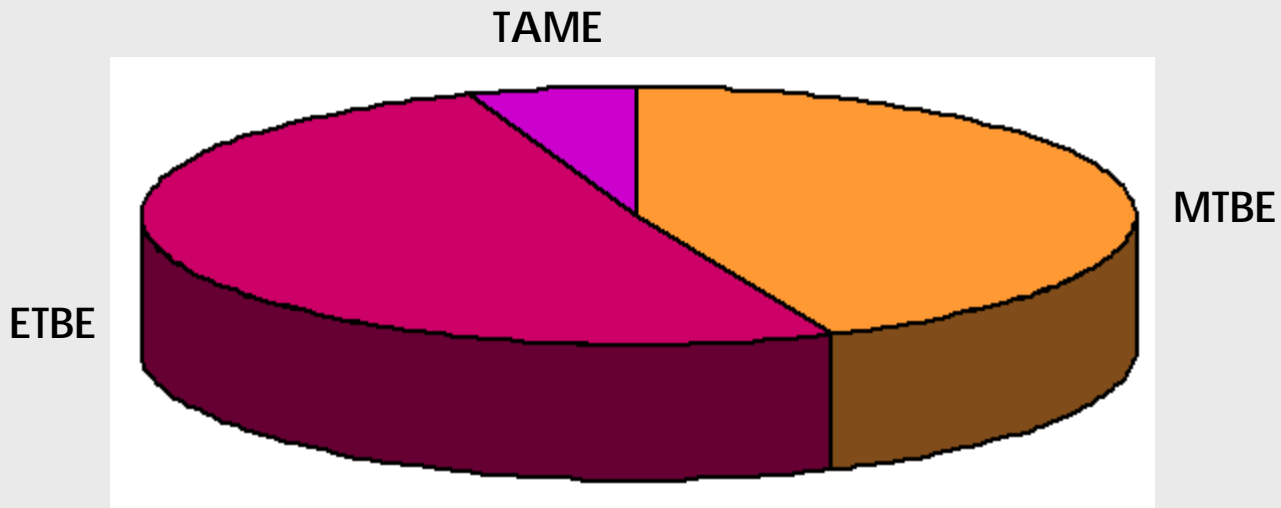
82

198



EU Ether Consumption in 2008

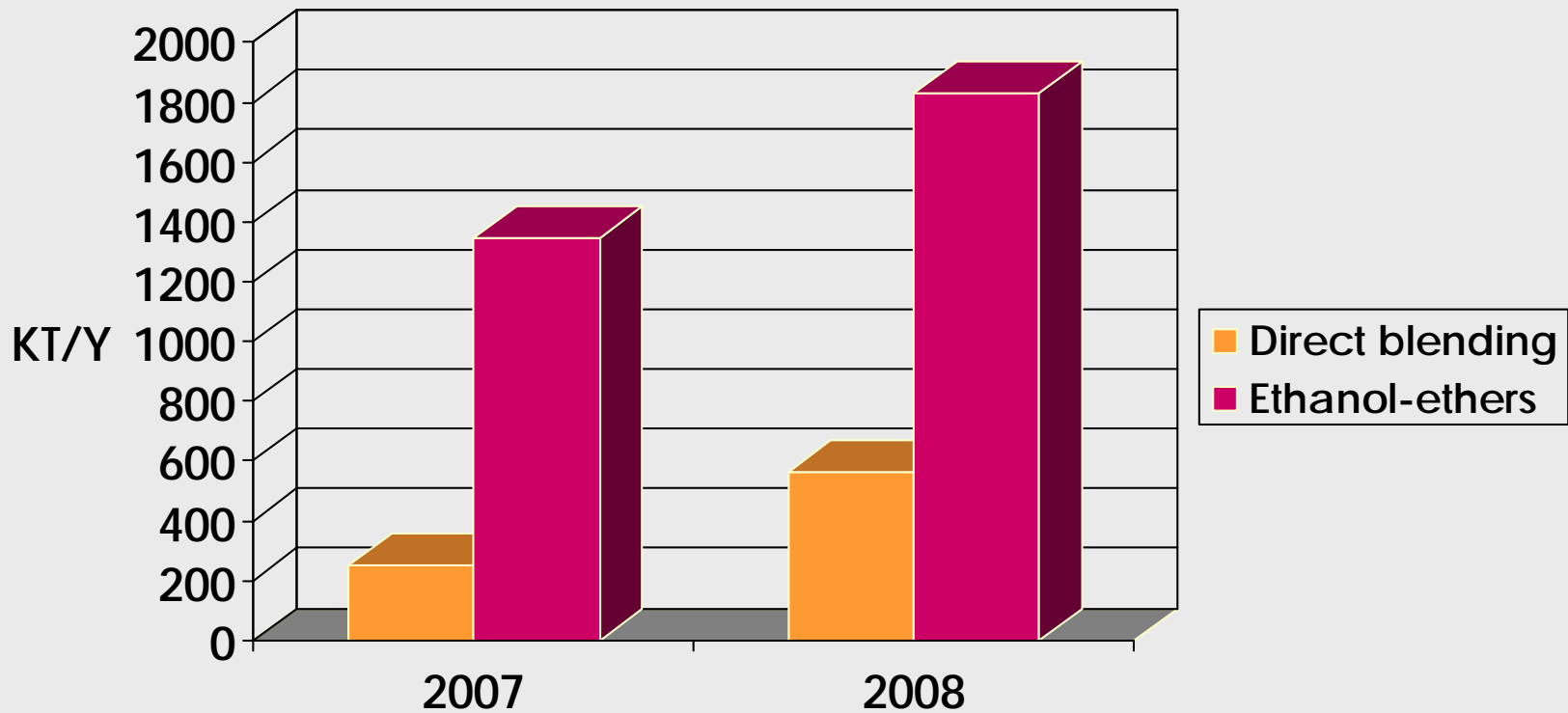
~6 million tonnes



Source: FERC



Fuel Ethanol Use



Source: e-Bio, EFOA